

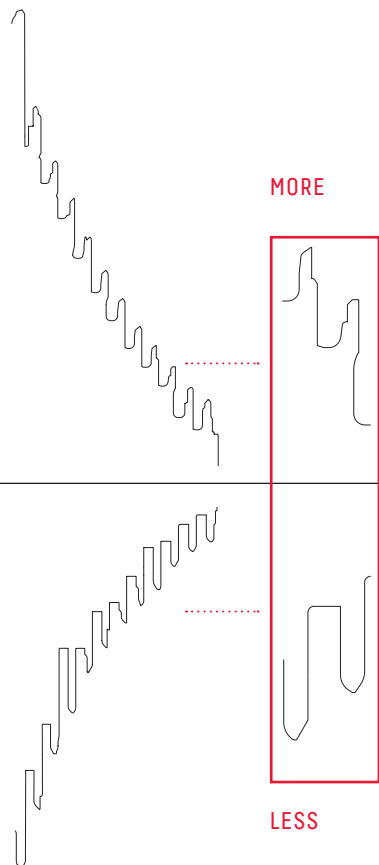
DIFFERENCES BETWEEN EAGLE AND XPLR

DO NOT MIX AND MATCH THE SYSTEMS

Because Eagle and XPLR drivetrains were each designed to work perfectly as their own systems, the geometry of their cassettes and chains differ. Due to this different sizing and spacing, it doesn't work to mix and match the systems.

10-50T & 10-52T EAGLE CASSETTES

There is more space between each cog in an Eagle cassette.

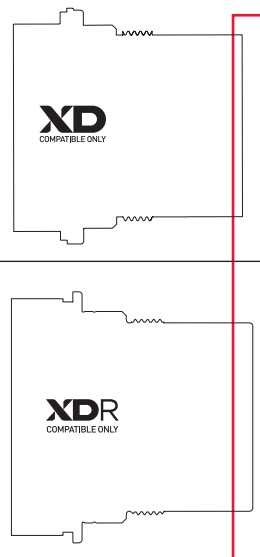


XD DRIVER BODY*

Eagle cassettes are designed for an XD driver body. The shorter length of the XD body requires cog overhang.

*Eagle cassette could be used on a XDR driver with the 1.85mm spacer

SHORTER



LONGER

EAGLE CHAIN

Narrower roller diameters are designed specific to SRAM 12-speed Eagle MTB cassettes, chainrings, and rear derailleur pulleys.

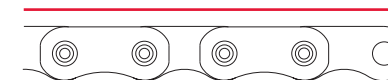
NARROWER



LARGER

FLATTOP CHAIN

Larger roller diameters are designed specific to SRAM 12-speed road cassettes, chainrings, and rear derailleur pulleys.



XPLR

10-44T XPLR CASSETTE

There is less space between each cog in an XPLR cassette.

XDR DRIVER BODY

XPLR cassettes are designed for an XDR driver body. The longer length of the XDR body fits all 12 cogs in, so there's no cog overhang.